

Konjugat/Conjugate (anti-human) LINE

CONJ	100x
------	------

REF: WE400.62
WE400.82
WE400.42

CONJ	100x	IgG
CONJ	100x	IgM
CONJ	100x	IgA

Instruction For Use

FOR IN VITRO DIAGNOSTICS ONLY
For professional use only

Virotech Diagnostics GmbH
Waldstrasse 23 A2
63128 Dietzenbach, Germany

Tel.: +49(0)6074-23698-0
Fax.: +49(0)6074-23698-900
www.goldstandarddiagnostics.com



INTENDED USE

CONJ	100x
Detection / Measurement	For use with LINE products from Virotech Diagnostics
Function	Reagent contains an enzyme conjugate that binds to the immune complex of antibody and antigen fixed on the NC.
Specific Information about	n/a
Automated	n/a
Type	n/a
Specimen	Human Serum or Plasma/ CSF
Testing Population	n/a
Intended User	Specialised personnel in laboratories

2. TEST PRINCIPLE

When performing the LINE, **CONJ** binds to the complex of antibody and antigen bound on the nitrocellulose (NC) after addition, provided that matching antibodies had bound to the antigen fixed on the nitrocellulose in the previous step.

3. PACKAGE CONTENTS

CONJ 11ml Conjugate/Conjugate LINE, with protein stabilisers and preservative, ready-to-use

Quality Control Certificate

Single component note

The SDS is available at: www.virotechdiagnostics.com

4. STORAGE AND STABILITY OF THE READY-TO-USE COMPONENT

Store **CONJ** at 2-8°C. The shelf life of the reagent is stated on the respective label. After opening, the reagent is stable for three months. The **CONJ** must be stored in the dark. Too much **CONJ** removed must not be returned.

5. PREPARATION OF THE REAGENT

Before use, bring the reagent to room temperature (20-25°C) and mix well by inverting several times. **CONJ** is ready-to-use.

6. SAMPLE DILUTION, PROCEDURE, INTERPRETATION OF RESULTS AND PERFORMANCE CHARACTERISTICS

The reagent is used according to the instructions for use of the LINE products of Virotech Diagnostics.

Attention: To avoid microbial contamination, the following points must be observed:

- Use only clean pipette tips, dispensers, and laboratory materials
- Do not return residual liquid to original bottle
- Do not change the lid
- Immediately reseal bottles after opening and removal
- Check reagents for contamination when used again

The further performance and evaluation of the test is also carried out according to the information in the instructions for use of the LINE product. The respective performance characteristics of the product can also be found here.

7. QUALITY CONTROL

In accordance with Virotech Diagnostics GmbH's ISO-certified quality management system, each batch of **CONJ** is tested against predetermined specifications to ensure consistent product quality.

8. LIMIT

CONJ must not be mixed with or substituted by reagents of other manufacturers.

9. WARNINGS AND PRECAUTIONS




- In vitro diagnostic agent for professional use.
- The information, safety measures and warnings in the instructions for use must be strictly followed. In case of deviation, the user is liable for any incorrect results.
- Wearing a lab coat, disposable gloves and protective goggles is recommended during use. If contact with reagent nevertheless occurs, the relevant Safety Data Sheet (SDS) should be consulted.
- All materials of human or animal origin are to be considered potentially infectious and treated accordingly.
- Do not use after expiry date.

10. DISPOSAL CONSIDERATIONS









Reagent

Chemicals and preparations, as well as their containers, are generally hazardous waste. Their disposal is subject to national waste legislation and regulations. The competent authority provides information on the disposal of hazardous waste.

Information on Packaging Materials

 PAP 22	 Plastics HDPE 2	 PP 5	 LDPE 4	 Glass GL 72
--	--	---	--	--

SYMBOL KEY

	Manufacturer
	In vitro diagnostics
	Production lot number
	Usable until
	Temperature limit
	CE marking
	Article number
 Hinweis auf eIFU	Follow the Instruction For Use http://ifudownload.virotechdiagnostics.com